


Sheet Laminating Machine Model 134R56/1650 P – for XXL-sheet length (2,050 mm) –with manual sheet take-off



Standard machine

- working width: 1.640 mm
- sheet length: max. 2,050 mm
- printed sheet feeding, selectable in relation to the material:
 - shingled formation feed
 - single sheet feed
- simple to switch, easy and fast set-up
- motorized adjustment of the printed sheet feeder
- output: up to 8,000 sheets / h
- operators requirement: 2 – 3 operators, depending on output and sheet size

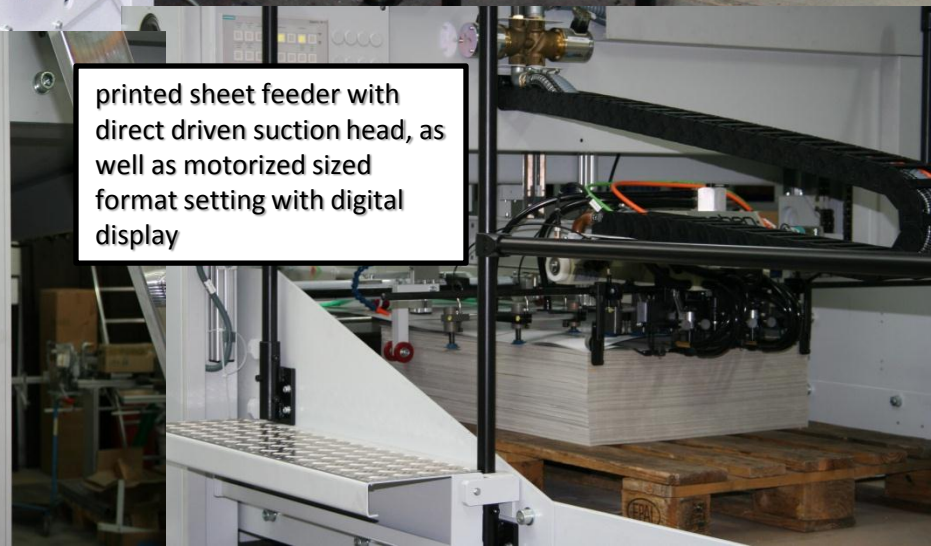




feed table to
the infeed –
printed sheets




printed sheet feeder with
direct driven suction head,
as well as motorized sized
format setting with digital
display





carrier (substrate) sheet
feeder / suction belt
feeder



hand wheel for lifting up the
last incline part of the
feeding table



manual take-off table



laminating unit with glue roller
adjustment and a simple option for
manual side edge adjustment of the
carrier sheets